

Boundary Committee Meeting

September 18, 2017
District Administration Office

Tonight's Objectives

- **Review four scenarios for possible boundary changes**
- **Provide feedback and input to scenarios**
- **Select the top 1 or 2 options to share with the Board of Education in October**

The “WHY” behind our work

- **Increase in administrative transfers over the past 8 years, resulting in:**
 - Lost instructional minutes for students
 - Increase of students from same neighborhood attending different schools
 - Increase in transportation costs
- **Park View Elementary would be over capacity with current assigned boundary area - if all students attended their assigned school**
 - Currently, 535 students requiring 22 regular-education self-contained classrooms, live in the current Park View attendance area. Park View has 21 regular-sized classrooms.
 - 40+ students a year are being administratively transferred from Park View to other district schools
- **Fiscal responsibility**
 - Evaluate all operating costs/expenses to evaluate any needed changes

Student Achievement Goal

Ensure growth and proficiency toward college and career readiness

Family & Community Goal

Engage families & community in partnerships to advance the mission/vision of the district

Learning Conditions Goal

Provide a safe, nurturing, and academically engaging learning environment

Staff

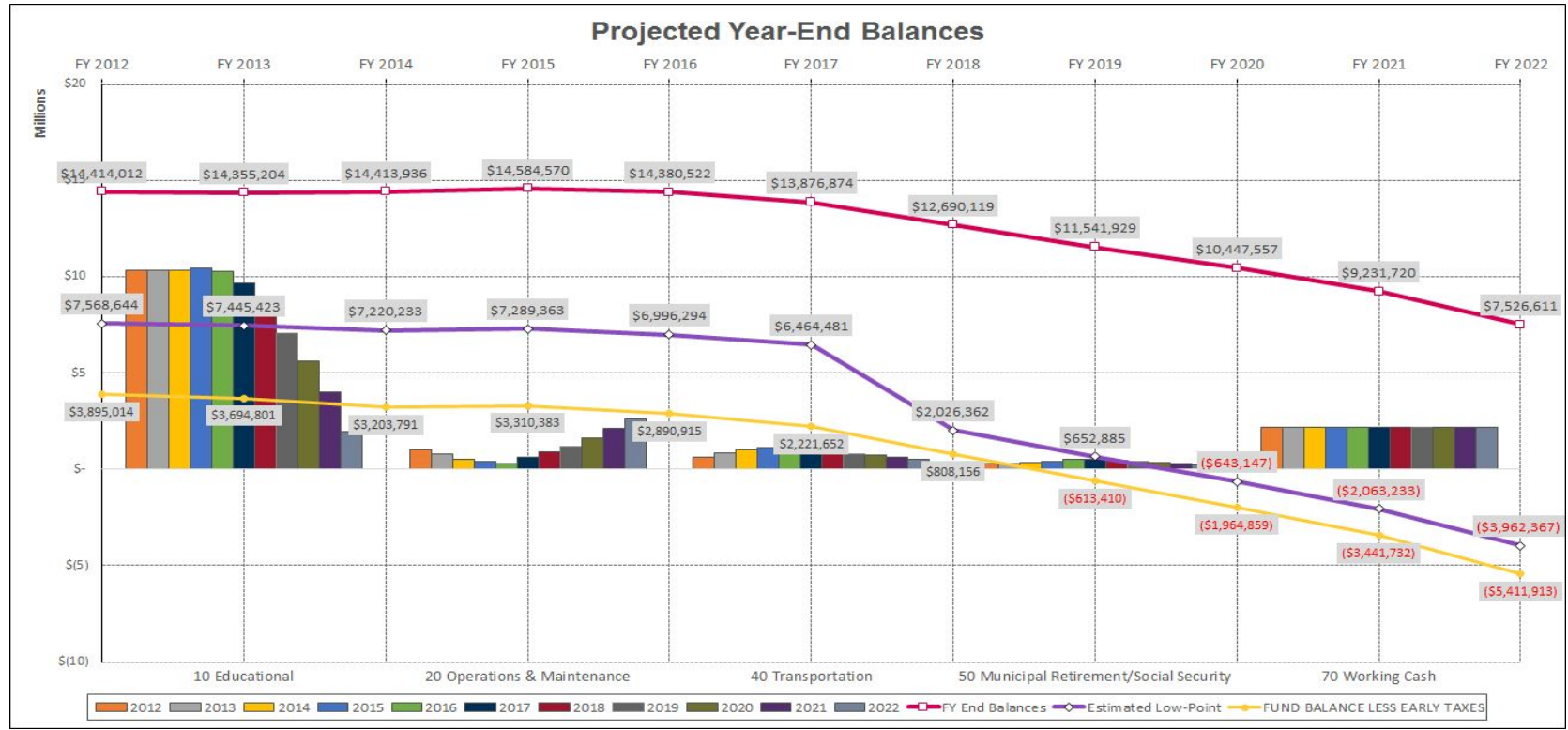
Recruit, recognize, retain, inspire and reward an exceptional workforce

Resources

Make optimal use of our resources in achieving our mission, vision, values and goals



District Financial Projections



Impact on adding FTE to the budget

Each 1.0 full-time equivalent / teacher (FTE) added to the budget is an additional:

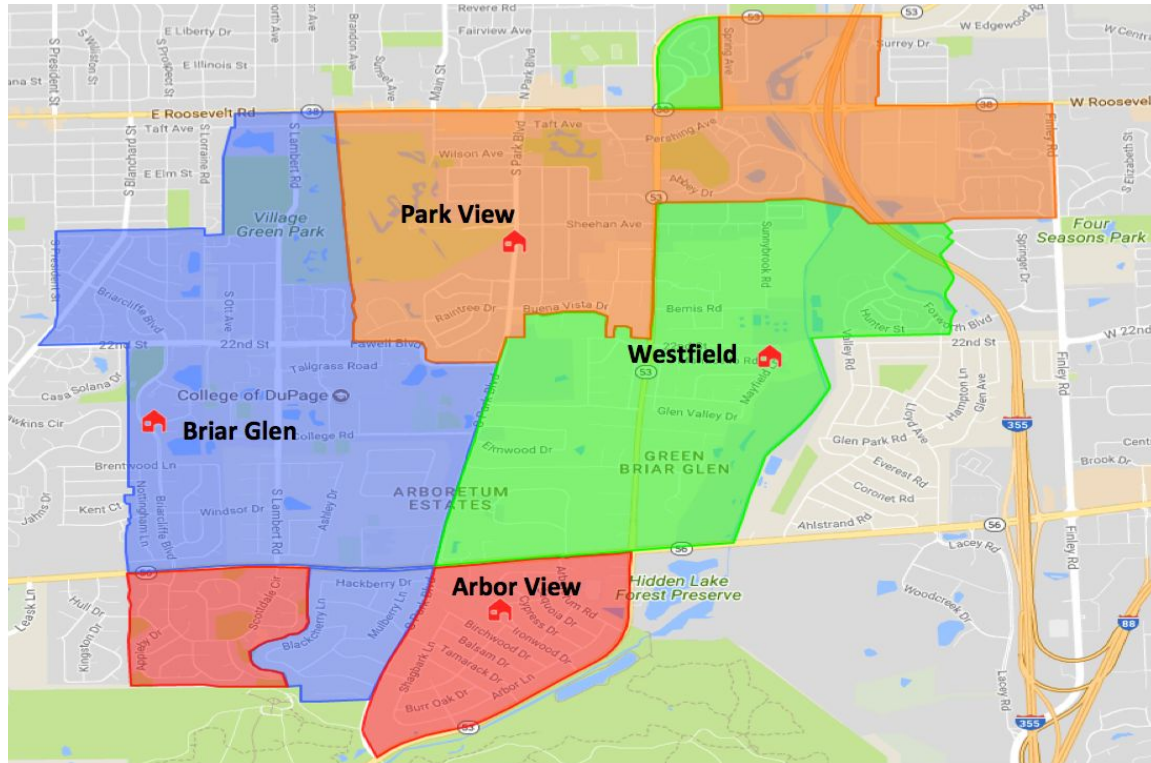
\$60,000 in expenses PER YEAR **or**

\$300,000 over 5 years

With Kasarda Series B projections, staffing is predicted to increase 10.4 FTE in the next 5 years

Cumulative cost of 10.4 additional FTE through 2021-22 is \$2.3 million

Current Boundaries



Current boundaries

- 106 administrative transfers
 - Resulting in approximately 60 additional minutes on the bus daily
- \$2.3 million additional personnel cost over 5 years based on Kasarda report (included in financial projections)

Criteria for Evaluating Possible Solutions

- **Best for all students**
- **Aligned to District Strategic Plan**
- **Minimal disruption**
- **Reduces administrative transfers**
- **Fiscally responsible**
- **Maximizes utilization of current buildings long term**
- **Sustainable**

Class Size Guidelines

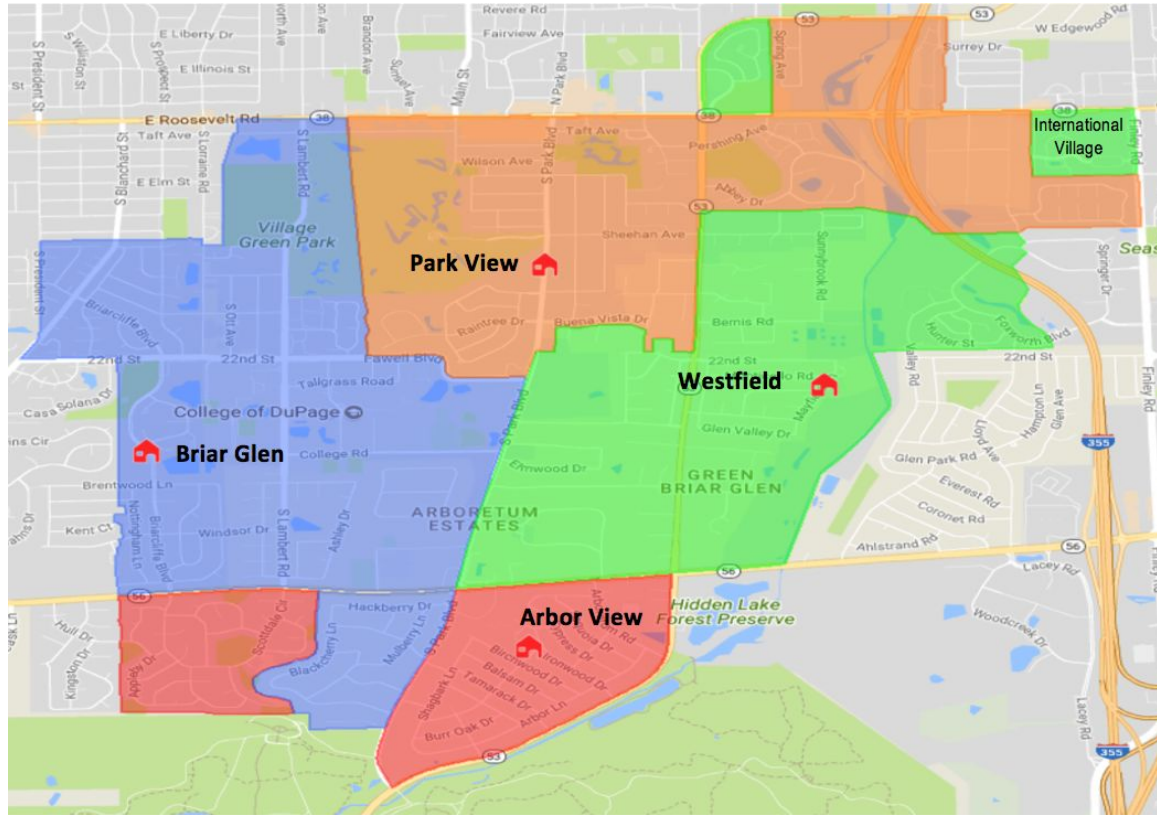
Grade Level	Class Size Guidelines
K	25
1	26
2	27
3	27
4	29
5	29

Scenario A

- Moves International Village from Park View to Westfield
- Leaves Preschool at Arbor View
- Moves 2 Self-contained Special Education classrooms from Westfield to Briar Glen

A	B	C	D	E	F	G	H	I
	Preschool - 5th grade enrollment Scenario A	Total classrooms in school	Specialized program classrooms *	Projected regular education classrooms used in 2018-2019	Projected regular education classrooms used in 2019-2020	Projected regular education classrooms used in 2020-2021	Projected regular education classrooms used in 2021-2022	Teachers needed beyond 10.4 in current projections
AV	277	19	4	8	8	8	8	
BG	391	24	3	18	18	18	18	
PV	379	21	0	17	17	18	18	
WF	477	20	0	21	22	23	23	
Total	1,524	84	7	64	65	67	67	1

Scenario A



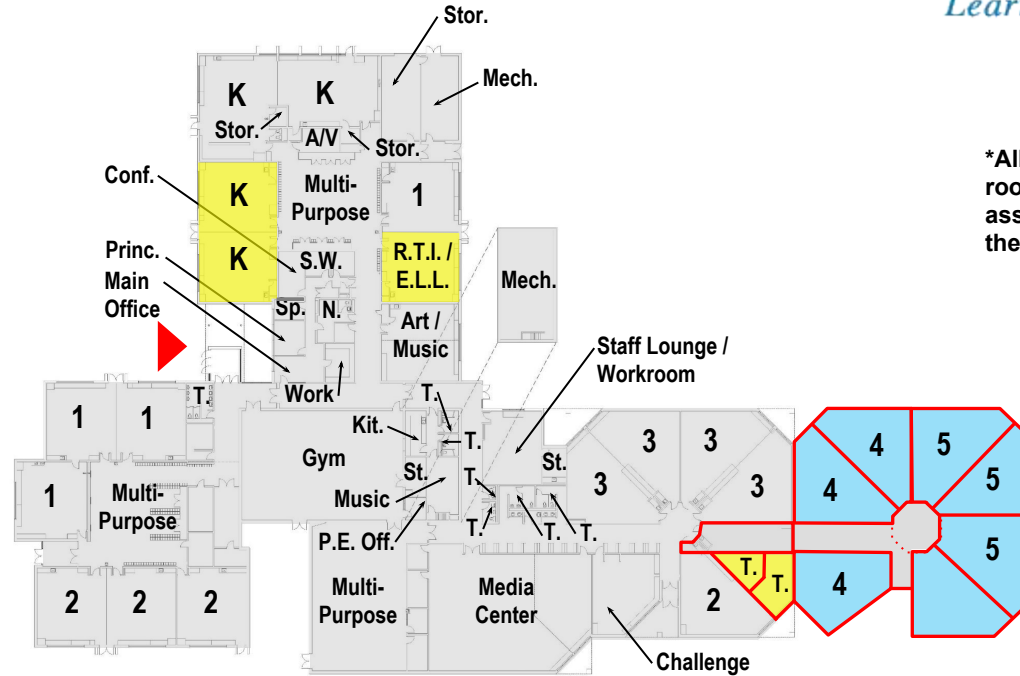
Scenario A

Moves International Village to Westfield

- Approximately 155 students moved
- \$869,778 additional personnel cost over 5-year projection due to hiring staff earlier

Scenario A Westfield

For the 2021-2022
school year



*All maps show sample
room assignments, actual
assignments are made at
the building level

First Floor Plan

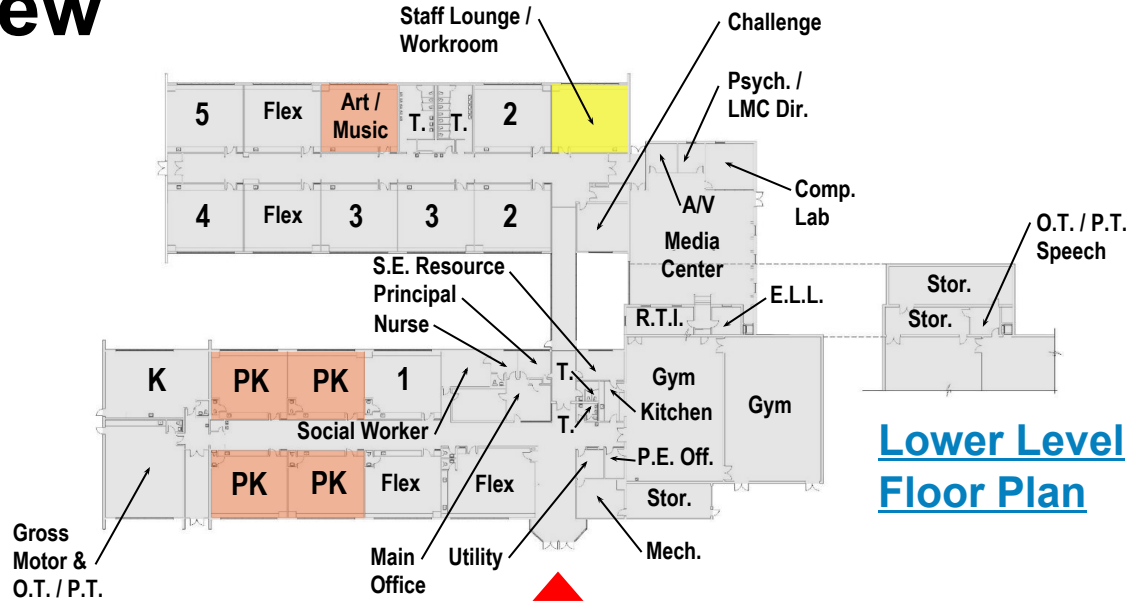
New Addition

- Moves International Village to Westfield

Scenario A

Arbor View

For the 2021-2022
school year



*All maps show sample room assignments, actual assignments are made at the building level

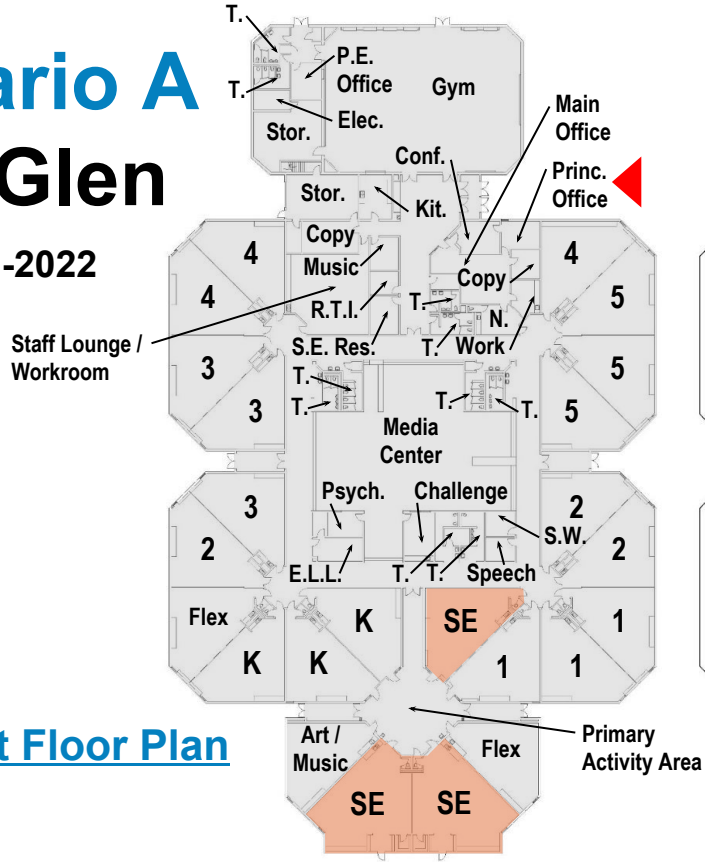
Lower Level Floor Plan

First & Second Floor Plans

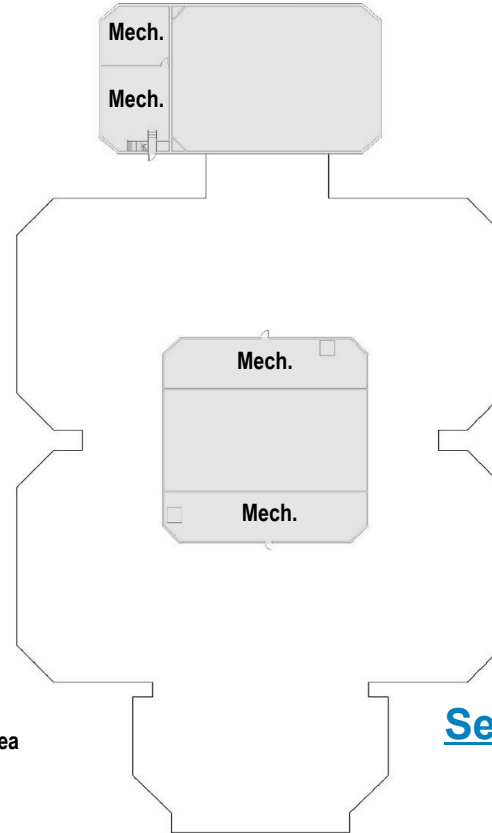
- Leaves preschool at Arbor View

Scenario A Briar Glen

For the 2021-2022 school year



First Floor Plan



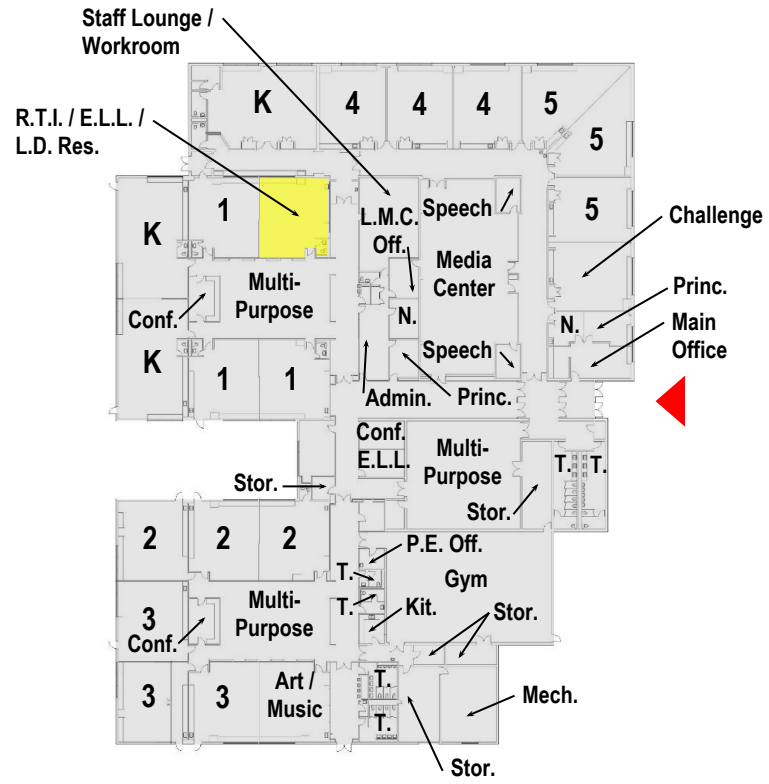
Second Floor Plan

*All maps show sample room assignments, actual assignments are made at the building level

- Moves self-contained special education to Briar Glen

Scenario A Park View

For the 2021-2022 school year



*All maps show sample room assignments, actual assignments are made at the building level

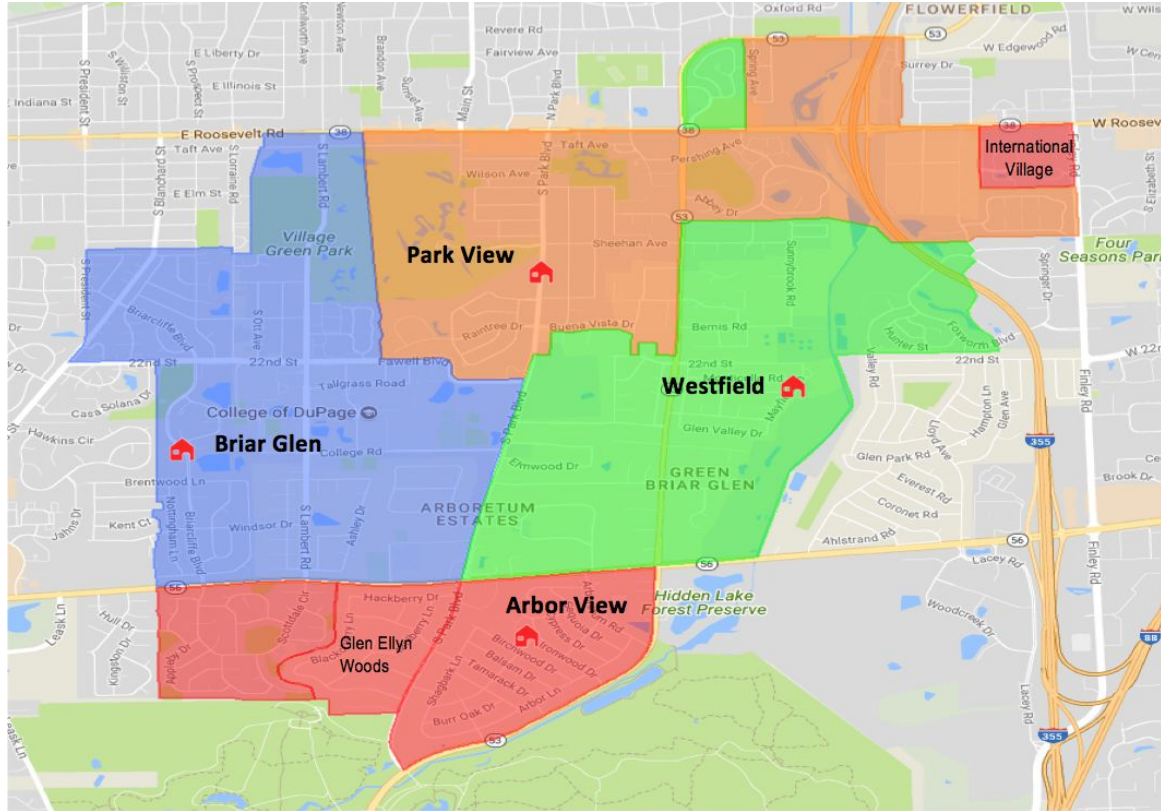
- Moves International Village from Park View

Scenario B

- Moves International Village from Park View and Glen Ellyn Woods from Briar Glen to Arbor View
- Moves preschool to Briar Glen
- Moves one self-contained special education class from Briar Glen to Westfield

A	B	C	D	E	F	G	H	I
	Preschool - 5th grade enrollment Scenario B	Total classrooms in school	Specialized program classrooms *	Projected regular education classrooms used in 2018-2019	Projected regular education classrooms used in 2019-2020	Projected regular education classrooms used in 2020-2021	Projected regular education classrooms used in 2021-2022	Teachers needed beyond 10.4 in current projections
AV	370	19	0	16	17	18	18	
BG	554	24	4	17	17	18	18	
PV	379	21	0	17	17	17	18	
WF	321	20	3	15	15	15	15	
Total	1,524	84	7	65	66	68	69	3

Scenario B



Scenario B

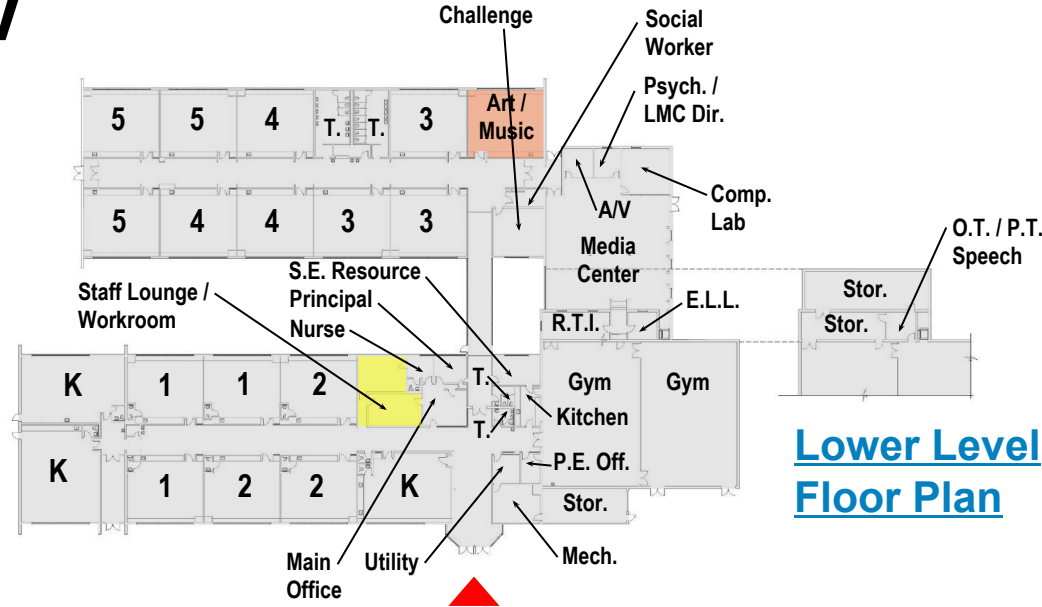
Moves International Village and Glen Ellyn Woods to Arbor View, moves preschool to Briar Glen

- Approximately 182 students moved, not including preschool
- Approximately 272 students moved, including preschool
- \$1,068,733 additional personnel cost over 5-year projection

Scenario B

Arbor View

For the 2021-2022
school year



**Lower Level
Floor Plan**

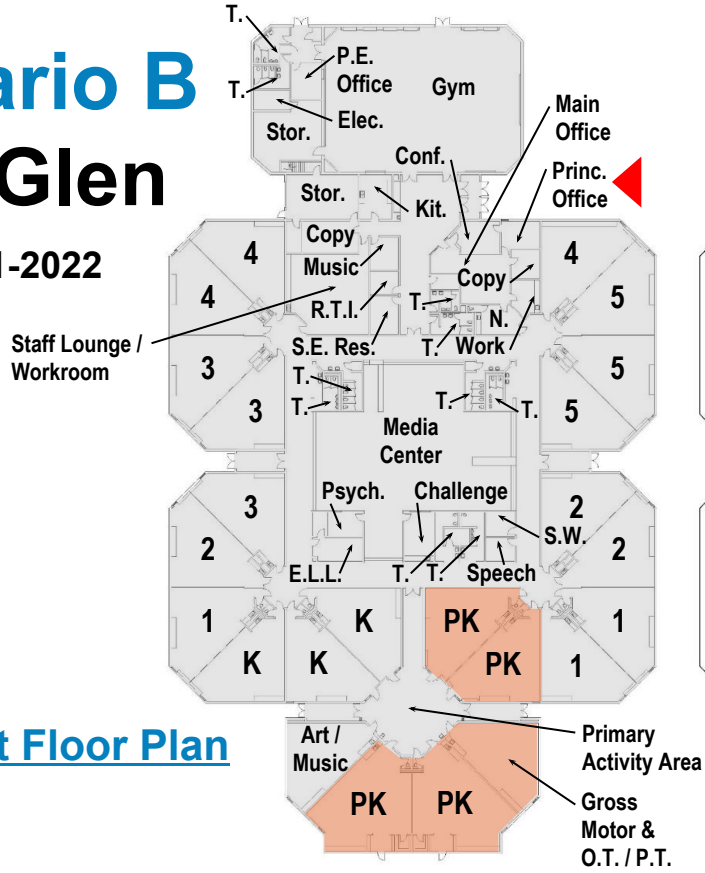
First & Second Floor Plans

*All maps show sample room assignments, actual assignments are made at the building level

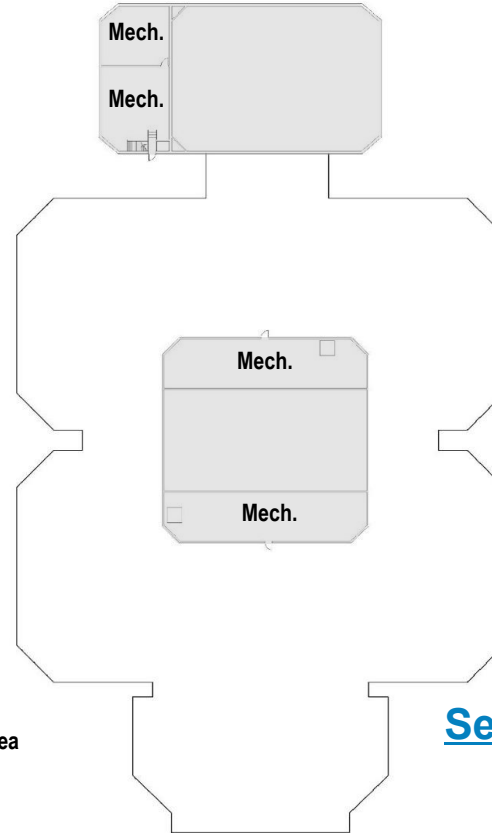
- Moves International Village and Glen Ellyn Woods to Arbor View

Scenario B Briar Glen

For the 2021-2022 school year



First Floor Plan



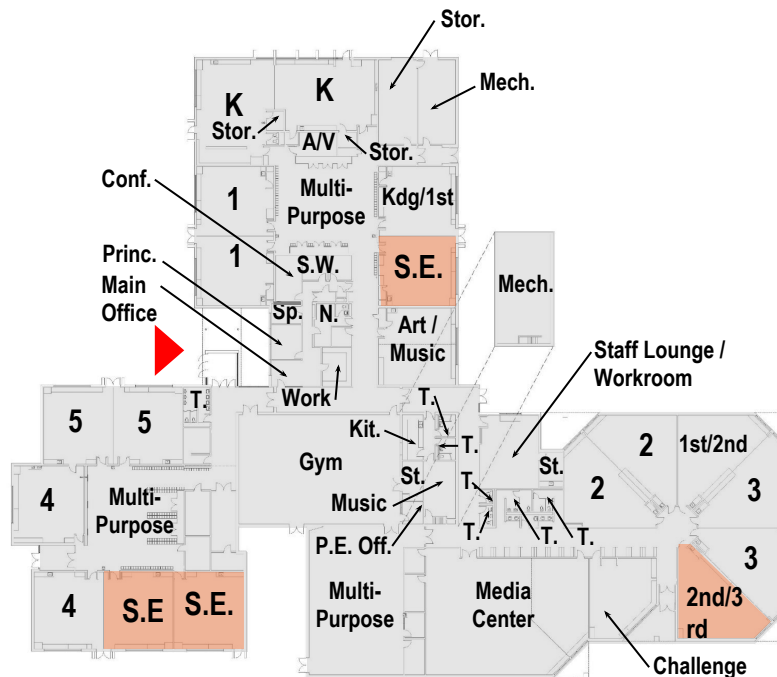
Second Floor Plan

*All maps show sample room assignments, actual assignments are made at the building level

- Moves preschool to Briar Glen

Scenario B Westfield

For the 2021-2022 school year

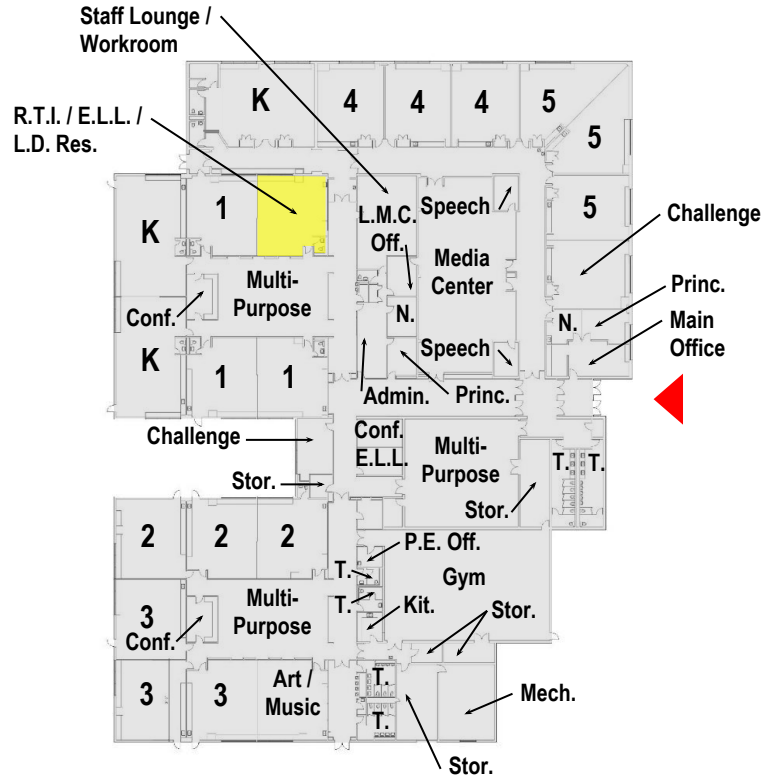


*All maps show sample room assignments, actual assignments are made at the building level

- Moves self-contained special education to Westfield

Scenario B Park View

For the 2021-2022 school year



*All maps show sample room assignments, actual assignments are made at the building level

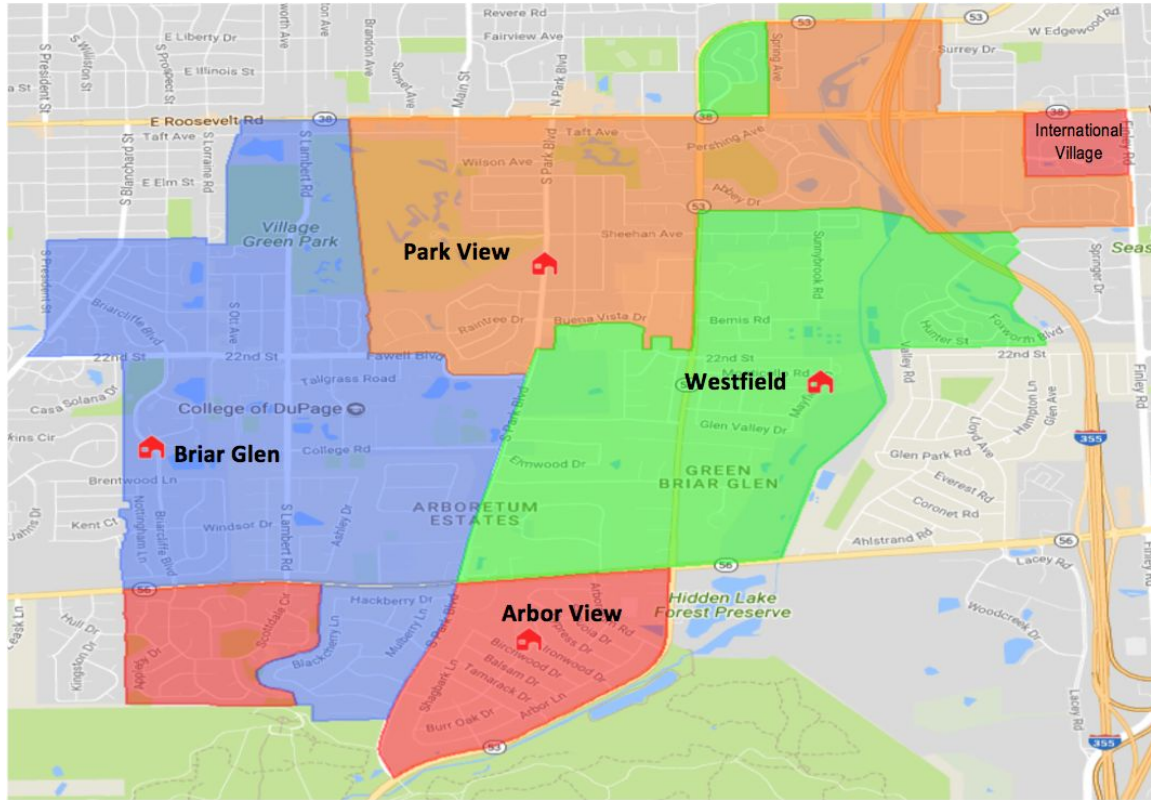
- Moves International Village from Park View

Scenario C

- Moves International Village from Park View to Arbor View
- Moves preschool to Briar Glen
- Moves one self-contained special education class from Briar Glen to Westfield

A	B	C	D	E	F	G	H	I
	Preschool - 5th grade enrollment Scenario C	Total classrooms in school	Specialized program classrooms *	Projected regular education classrooms used in 2018-2019	Projected regular education classrooms used in 2019-2020	Projected regular education classrooms used in 2020-2021	Projected regular education classrooms used in 2021-2022	Teachers needed beyond 10.4 in current projections
AV	343	19	0	16	17	18	18	
BG	481	24	4	18	18	18	18	
PV	379	21	0	17	17	17	18	
WF	321	20	3	15	15	15	15	
Total	1,524	84	7	66	67	68	69	3

Scenario C



Scenario C

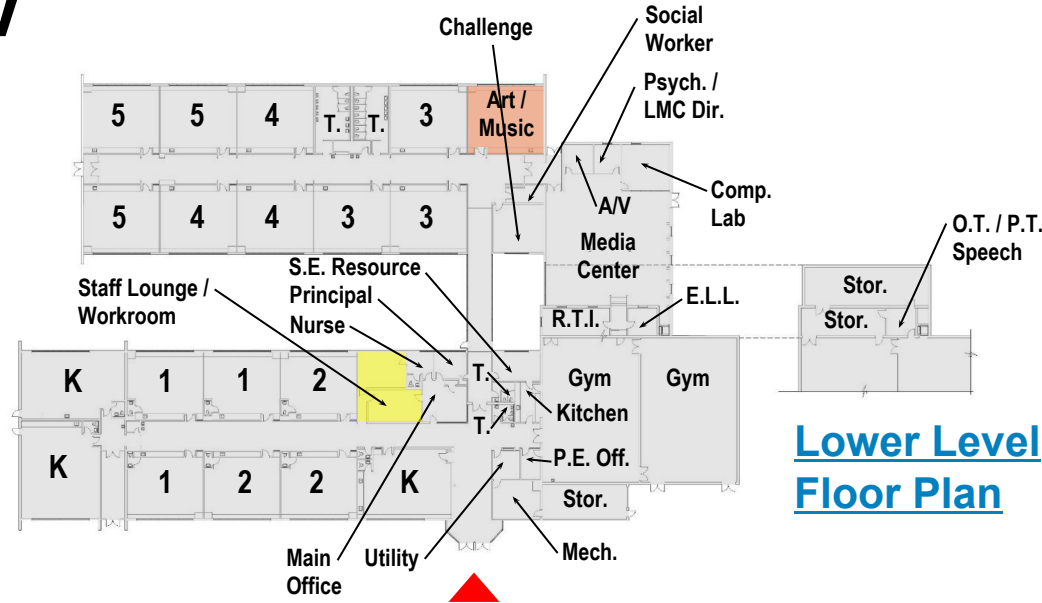
Moves International Village to Arbor View, moves preschool to Briar Glen

- Approximately 155 students moved, not including preschool
- 245 students moved, including preschool
- \$1,179,649 additional personnel cost over 5-year projection

Scenario C

Arbor View

For the 2021-2022
school year



First & Second Floor Plans

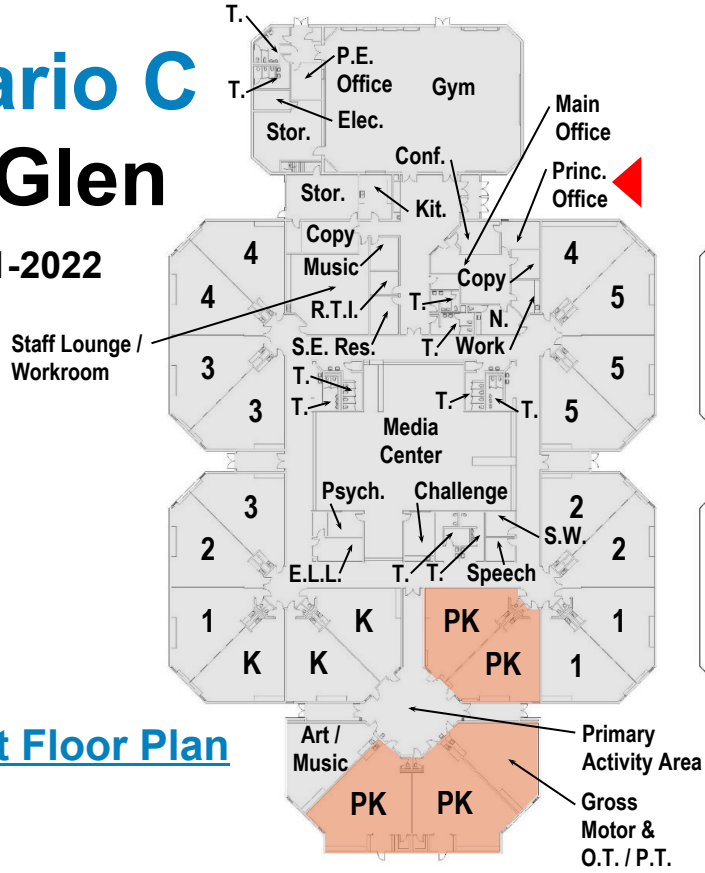
**Lower Level
Floor Plan**

*All maps show sample room assignments, actual assignments are made at the building level

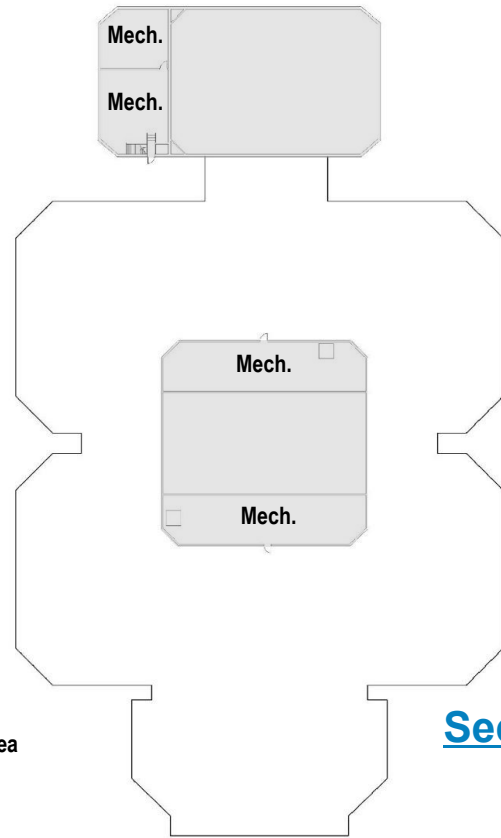
- Moves International Village to Arbor View

Scenario C Briar Glen

For the 2021-2022 school year



First Floor Plan



Second Floor Plan

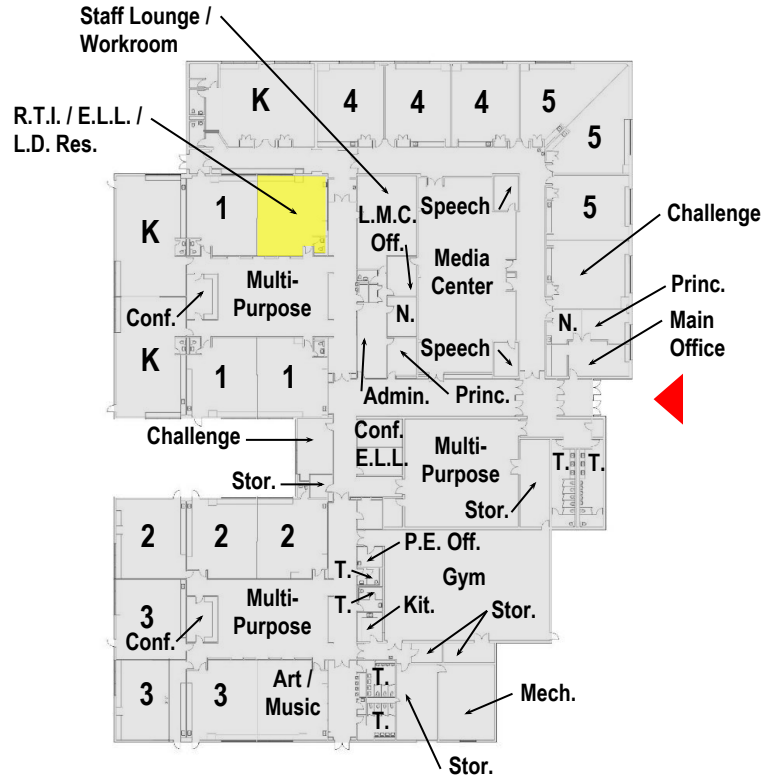
*All maps show sample room assignments, actual assignments are made at the building level

- Moves preschool to Briar Glen

Scenario C

Park View

For the 2021-2022
school year



*All maps show sample room assignments, actual assignments are made at the building level

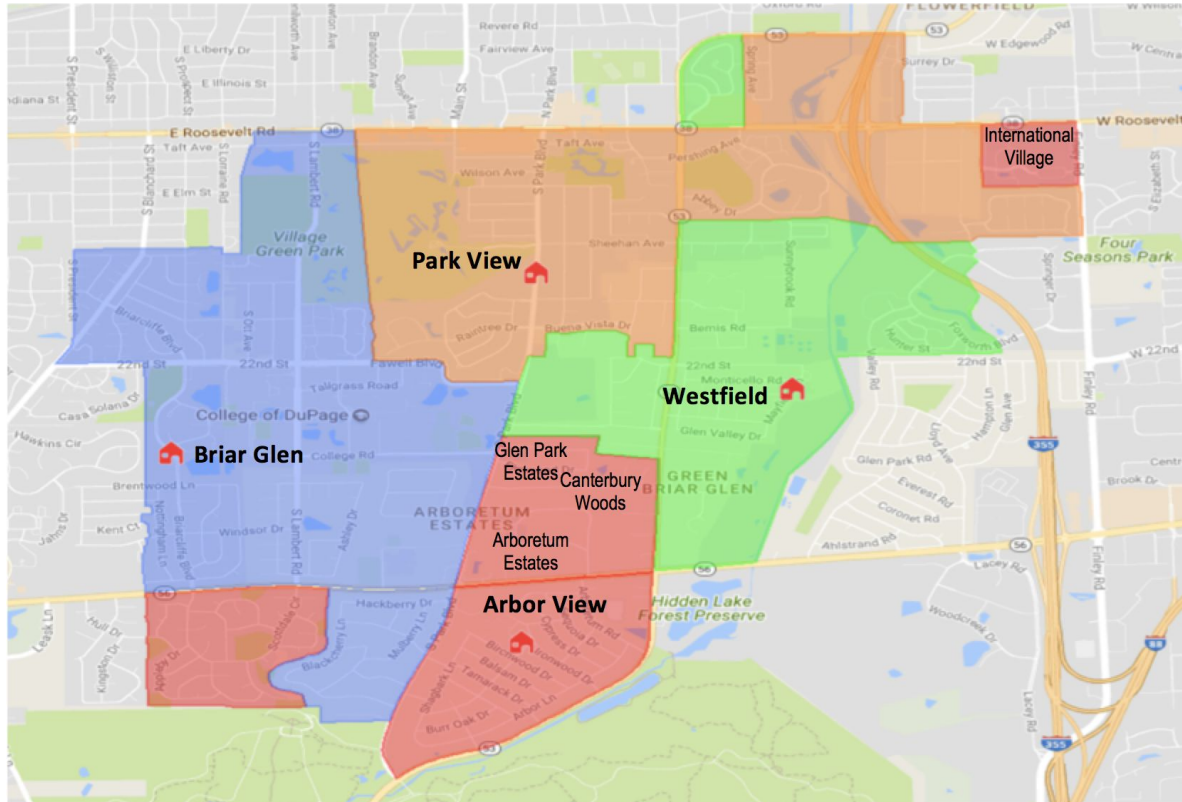
- Moves International Village from Park View

Scenario D

- Moves International Village from Park View, Canterbury Woods, Arboretum Estates and Glen Park Estates from Westfield to Arbor View
- Moves preschool to Briar Glen
- Moves one self-contained special education class from Briar Glen to Westfield

A	B	C	D	E	F	G	H	I
	Preschool - 5th grade enrollment Scenario D	Total classrooms in school	Specialized program classrooms *	Projected regular education classrooms used in 2018-2019	Projected regular education classrooms used in 2019-2020	Projected regular education classrooms used in 2020-2021	Projected regular education classrooms used in 2021-2022	Teachers needed beyond 10.4 in current projections
AV	380	19	0	16	17	18	18	
BG	481	24	4	18	18	18	18	
PV	379	21	0	17	17	17	18	
WF	284	20	3	13	13	12	12	
Total	1,524	84	7	64	65	65	66	0

Scenario D



Scenario D

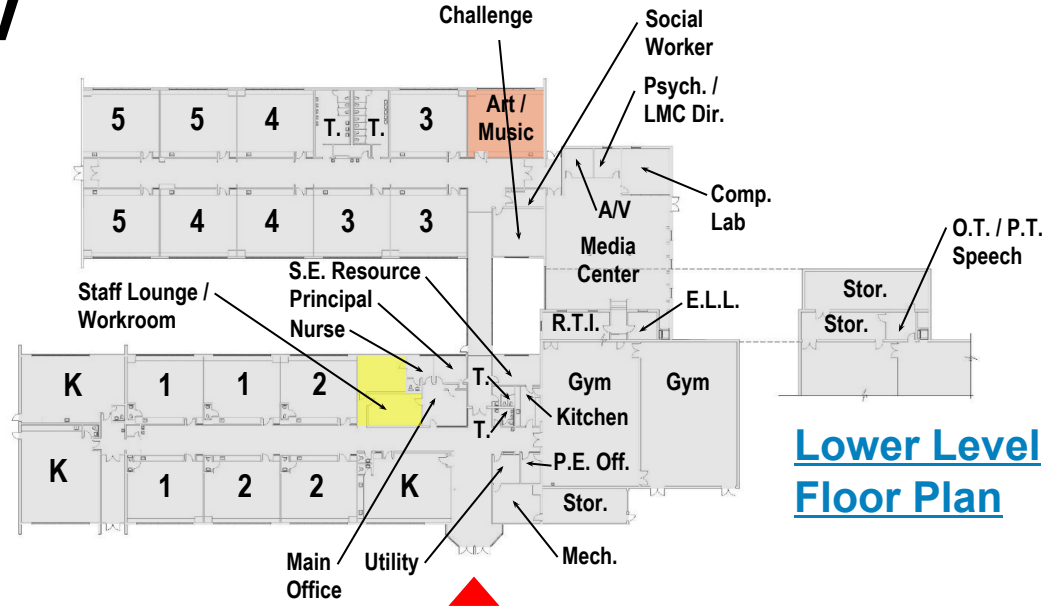
Moves International Village, Canterbury Woods, Arboretum Estates and Glen Park Estates to Arbor View, moves preschool to Briar Glen

- Approximately 192 students moved, not including preschool
- Approximately 282 students moved, including preschool
- \$526,344 additional personnel cost over 5-year projection

Scenario D

Arbor View

For the 2021-2022
school year



**Lower Level
Floor Plan**

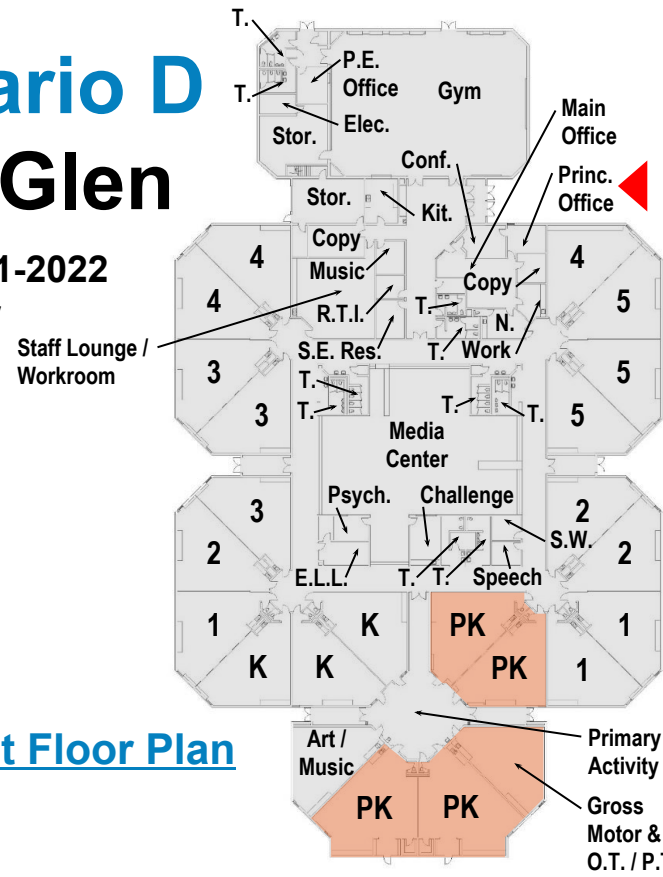
First & Second Floor Plans

*All maps show sample room assignments, actual assignments are made at the building level

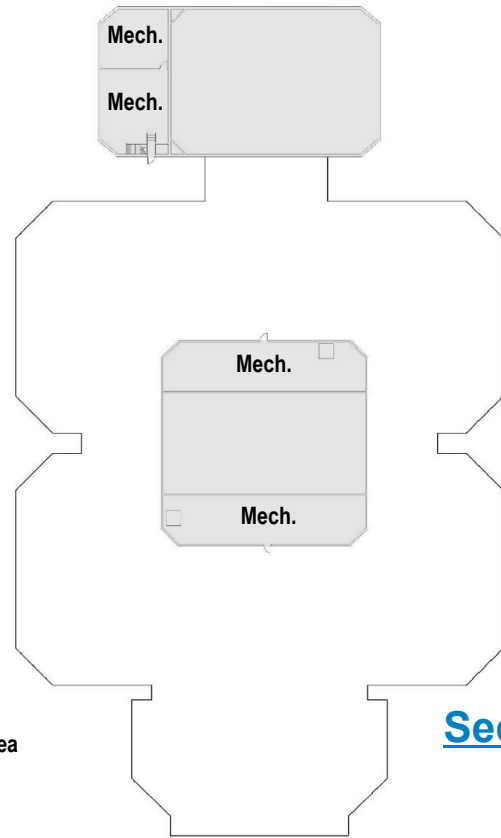
- Moves International Village, Arboretum Estates, Canterbury Woods, and Glen Park Estates to Arbor View

Scenario D Briar Glen

For the 2021-2022 school year



First Floor Plan



Second Floor Plan

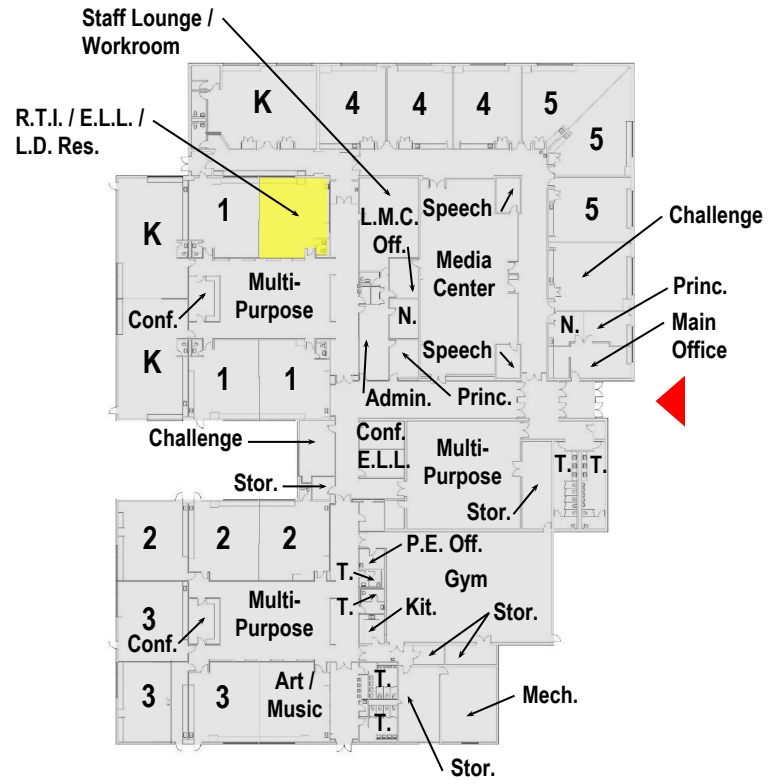
*All maps show sample room assignments, actual assignments are made at the building level

- Moves preschool to Briar Glen

Scenario D

Park View

For the 2021-2022 school year



*All maps show sample room assignments, actual assignments are made at the building level

- Park View essentially unchanged

Discussion

Evaluate options based on:

- **Best for all students**
- **Aligned to District Strategic Plan**
- **Minimal disruption**
- **Reduces administrative transfers**
- **Fiscally responsible**
- **Maximizes utilization of current buildings long term**
- **Sustainable**

Additional information

- **Current 4th graders will have the option to stay at current attending school.**
 - There will be a two-week time period once Board decision is finalized to make request
 - Parents will provide transportation
 - Siblings not guaranteed spot
- **Students on open boundary will need to reapply**
- **Students who have been administrative transferred will be assigned to home school, open boundary can be requested**

Transition Planning

- **All elementary buildings are working on welcoming activities**
 - **Welcome letters from principal**
 - **Welcome nights with building tours**
 - **Peer buddy**
 - **Pen pals with new classmates**
 - **Mentor families**
 - **Families with like age children partnered for welcoming and transition**
 - **Spirit wear “swap”**
 - **Playground days over the summer**

Next Steps

Communicate, communicate, communicate!

- **September/October, 2017 - Dr. Tammaru and committee representative will attend elementary PTC meetings to share recommendations and hear feedback**
- **October 16, 2017 - Present committee recommendations to the Board of Education at regular Board meeting**
- **October 25, 2017 - Community forum on Boundaries**
- **November 20, 2017 - Board to discuss feedback and boundary options at Board meeting**
- **December 2017 - Board will vote on solution for boundary problem**

Boundary Committee Meeting

September 18, 2017
